



FUTURE CADET PILOT PROGRAM (FCPP)

PREPARE FOR YOUR CADET PILOT APPLICATION WITH CONFIDENCE



#TheSkyIsCalling

UNDERSTAND THE AIRLINE CADET PILOT PROCESS

The **Future Cadet Pilot Program (FCPP)** is the first step of your journey towards joining a cadet program and becoming an airline pilot.

Gaining entry into a cadet program with an airline is highly competitive. Understanding the application and interview process allows you the best possible preparation, putting you ahead of other applicants and increasing your chances of success.

The FCPP is a comprehensive course that will equip you with the knowledge and skills necessary to **prepare and submit a high quality application, and then follow it up with confidence** throughout the interview stages.

PRACTICAL FLYING SKILLS AND AIRLINE PILOT THEORY: A RECIPE FOR SUCCESS

Having **core aviation knowledge is a highly desirable trait** that airlines will look for in cadet applicants. The FCPP course syllabus features flight training to develop your practical and technical flying skills, advanced airline theory training, and ICAO English training.

The course also includes our highly specialised Airline Interview Coaching Session, led by an airline interview specialist. The combination of **practical flying skills, targeted airline theory and advanced interview skills** are a perfect recipe for successful airline cadet pilot applications.



Shaun (Singapore Airlines)



Silas (Jetstar Airways)



OVER 200 AIRLINE SUCCESS STORIES AND COUNTING

Dean (Cathay Pacific)



Marco (Cathay Pacific)



Our airline interview preparation courses have helped **over 200 pilots** to achieve success in applications to airlines around the world.

Jack (Cathay Pacific)



Faiz (Scoot Airlines)



These are just a few of our many airline success stories.



TRAINING PROCESS & COURSE SYLLABUS

FCPP GROUND TRAINING SYLLABUS

RPL Ground Theory Course

The RPL Ground Theory Course was designed to help you develop an understanding of the basic aviation theory and principles required to sit the Basic Aeronautical Knowledge (BAK) assessment, and to complement the underpinning skills and knowledge required whilst undertaking RPL/PC Flight Training.

B737-800 Simulator - Airline Operations Introduction

Flight Experience™ have qualified Instructors who can walk you through airline-specific simulator assessment profiles on their Boeing-certified B737 simulator, and assist with the techniques necessary to prepare you for that important career move.

Aviation English Online Training Program

If you wish to apply to an airline cadet pilot program, or you want to get a Recreational Pilot Licence, you need to first pass the ICAO Aviation English Language Proficiency (AELP) test. The course will help you to develop high level listening and speaking skills in plain English for use in aviation related contexts.

Advanced Theory Session

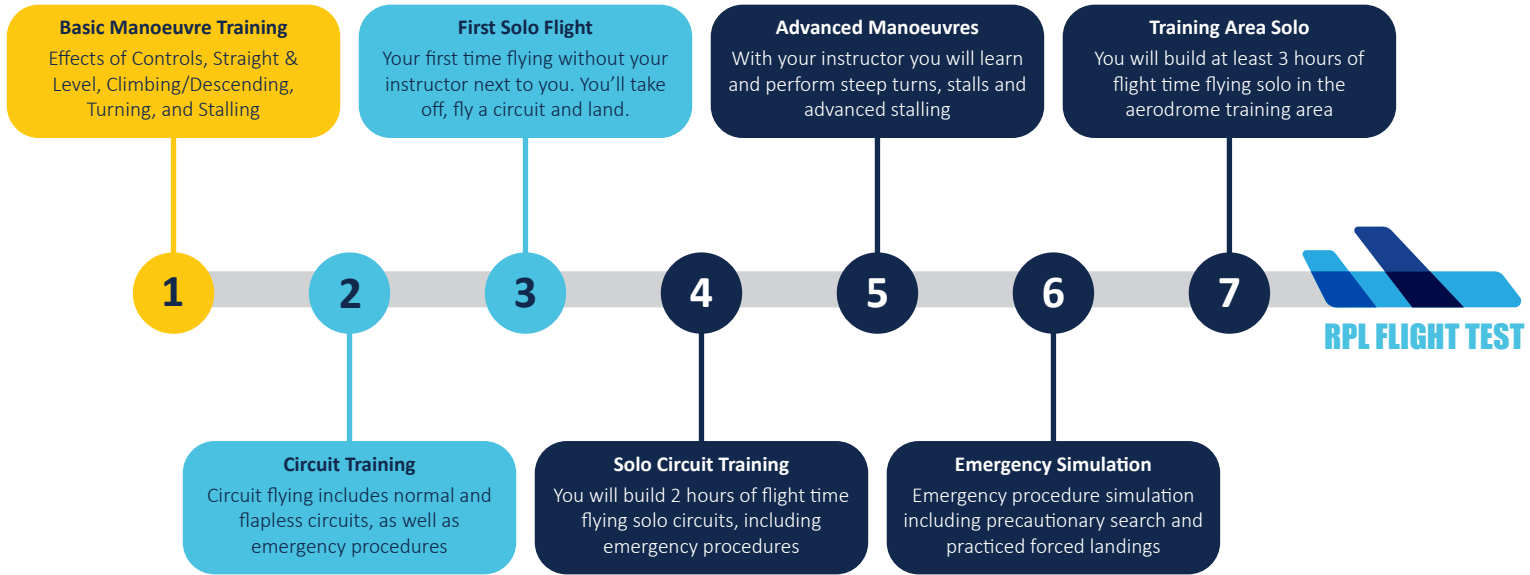
For an even broader and more complete preparation, the advanced theory session will cover a range of content that is not normally covered in standard RPL or PPL ground theory syllabus. This will include topics that are more specifically relevant to airlines and airline pilots, such as Jet Aircraft and Jet Engine Theory.

Airline Interview Coaching Session with Airline Interview Specialist John Sabato

Presented by Airline Interview Specialist John Sabato from Prepared Consultancy Australia. During the Airline Interview Coaching Session, you will work through CV and application preparation skills, advanced airline-specific HR questions and response methods, and effective interview presentation techniques.

The session explores the effects of different personality types, leadership qualities, as well as effective problem solving techniques within a group through airline-based scenarios. Your technical aviation knowledge will also be reviewed, specifically based on what your preferred airlines are looking for in their applicants.

FUTURE CADET PILOT PROGRAM (FCPP) FLIGHT TRAINING PROCESS



Included in FCPP Lite ●

Included in FCPP First Solo ●+●

Included in FCPP RPL ●+●+●

FCPP FLIGHT TRAINING SYLLABUS (1/2)

Effects of Controls

Hands on practice in flying the airplane by using the primary, secondary and ancillary controls

Straight & Level

Learn to maintain the airplane in straight and level flight without continuous ascent/descent motion

Climbing & Descending

Learn to climb and descend the airplane within specified tolerances as well as level off at a nominated altitude

Turning

Learn and practice entering, maintaining and rolling out of a medium level turn

Climbing & Descending Turn

Learn how to enter, maintain and roll out of a climbing turn and a descending turn

Stall

Recognise the symptoms and dynamics of a stall, and recover the airplane with minimal loss of altitude

Advanced Stall

Learn the effects of power and flap on the stall, stalling during a climbing turn, and wing drop recovery

Circuit Introduction

Consolidate and revise previous lessons before being introduced to the circuit pattern for an aerodrome

Circuit Normal

Practice takeoff, landing and circuit pattern including upwind, crosswind, downwind, base and final approach legs

Circuit Flapless & Normal

Consolidate previous circuit training with the addition of managing abnormal situations such as flap switch failure

Circuit Emergency Procedures

Learn to manage engine failure after takeoff, missed landing, mid-flight engine failure, and glide approach landing

Pre-Solo Check

Consolidate previous circuit lessons in preparation for your first solo circuit flight

FCPP FLIGHT TRAINING SYLLABUS (2/2)

Circuit First Solo

Your FIRST SOLO flight (without your instructor in the cockpit) will involve takeoff, circuit pattern flight, and full stop landing

Circuit Solo Checks & Second/Third Solo

Your instructor will fly with you in the circuit and if deemed competent, you will fly two subsequent (longer) solo flights

Steep Turns

Learn to perform steep level and descending turns, and use correct technique to recover from a spiral dive

Practiced Forced Landing

Learn to control the aircraft in the event of an engine failure by maintaining glide speed and performing emergency checks

Crosswind Circuits

You will learn about the effects of crosswind and use correct crosswind technique during takeoff, circuit pattern and landing

Training Area Solo Check

Demonstrate correct outbound and inbound procedures along with stall, forced landing and steep turn techniques

Training Area Solo

If your instructor deems you competent after your Training Area Solo Check, you will complete a solo training area flight

Precautionary Search

Learn to check and assess unfamiliar landing strips for potential hazards before committing to landing

Short Field Takeoff & Landing

Include advanced short takeoff and landing techniques and procedures into circuit pattern flying

Basic Instrument Flying

Perform instrument scan and manoeuvre the aircraft solely using instruments, and recover from unusual aircraft attitudes

Training Area Solo Checks & Second/Third Solo

Consolidate previous training area flight sequences and if deemed competent, you will fly two subsequent solo flights

Pre-Licence Check

A summary flight, where the instructor will check if you are up to RPL standard before sending you for your flight test

FCPP COURSE DURATION



FCPP - LITE

1-2 weeks (flying and studying 4-5 days per week)



FCPP - FIRST SOLO

2-3 weeks (flying and studying 4-5 days per week)



FCPP - RPL

4-6 weeks (flying and studying 4-5 days per week)

*Average duration based on past students. Course duration will depend entirely on individual student time commitment.



AIRCRAFT SELECTION



DA40

Diamond Aircraft

Continental CD-135 Engine/Lycoming IO-360

Garmin G500 or Garmin G1000 Avionics

Maximum Take-Off Weight (MTOW) 1150/1200kgs

Cruising Speed 130kts

4 Seater



SLING 2 LSA

Sling Aircraft



Rotax 912 ULS Engine

Garmin G3X Touch-Screen Avionics

Maximum Take-Off Weight (MTOW) 600kgs

Cruising Speed 110kts

2 Seater



172 SKYHAWK

Cessna


Lycoming IO-360-L2A Engine
Garmin G430 Avionics + Analogue Instruments
Maximum Take-Off Weight (MTOW) 1100kgs
Cruising Speed 122kts
4 Seater



FLIGHT PACKAGES & PAYMENT OPTIONS






FUTURE CADET PILOT PROGRAM PACKAGES

Package	FCPP - Lite	FCPP - First Solo	FCPP - RPL
Practical Flight Training in Aircraft (Dual)	5 Hours	15 Hours	25 Hours
Simulation Training	2 Hours	2 Hours	2 Hours
B737-800 Sim Training / Airline Ops Induction	1 Hour	1 Hour	2 Hours
RPL Theory Books	✓	✓	✓
RPL Theory Course (Online Subscription)	✓	✓	✓
Pre-Solo Assignment & Pre-Solo Exam	✗	✓	✓
RPL Theory Exam & Flight Test	✗	✗	✓
Airline Interview Coaching Session	✓	✓	✓
ICAO English Online Course	✓	✓	✓
AELP Exam	✓	✓	✓
Logbook, Certificate & GoPro Video	✓	✓	✓
Online Student Portal Access	✓	✓	✓
 Sling 2 LSA	\$5,955	\$9,310	\$15,850
 Cessna 172	\$6,195	\$10,050	\$17,150
 Diamond DA40	\$6,495	\$10,950	\$18,650

You may be required to purchase ancillary items not provided in the package including Aviation Medical and additional competency flying hours. Prices are in AUD and are subject to change. You will be charged based on the current pricing at the time of booking. Current as at July 2022.



FCPP LITE FLIGHT PACKAGE PAYMENT OPTIONS

Aircraft	Option 1 Upfront Payment	Option 2 Interest Free Instalments
 Sling 2 LSA	\$5,955	From \$1,985/month x 3 interest free instalments
 Cessna 172	\$6,195	From \$2,065/month x 3 interest free instalments
 Diamond DA40	\$6,495	From \$1,299/month x 5 interest free instalments



Prices are in AUD and are subject to change. You will be charged based on the current pricing schedule at the time of booking. Current as at July 2022. **Splitit** allows you to split your costs over multiple interest free monthly instalments. Visit www.learntofly.edu.au/splitit for full details.




FCPP FIRST SOLO FLIGHT PACKAGE PAYMENT OPTIONS

Aircraft	Option 1 Upfront Payment	Option 2 Interest Free Instalments
 Sling 2 LSA	\$9,310	From \$1,862/month x 5 interest free instalments
 Cessna 172	\$10,050	From \$2,010/month x 5 interest free instalments
 Diamond DA40	\$10,950	From \$1,369/month x 8 interest free instalments



Prices are in AUD and are subject to change. You will be charged based on the current pricing schedule at the time of booking. Current as at July 2022. **Splitit** allows you to split your costs over multiple interest free monthly instalments. Visit www.learntofly.edu.au/splitit for full details.

FCPP RPL FLIGHT PACKAGE PAYMENT OPTIONS

Aircraft	Option 1 Upfront Payment	Option 2 Interest Free Instalments
 Sling 2 LSA	\$15,850	From \$1,982/month x 8 interest free instalments
 Cessna 172	\$17,150	From \$2,144/month x 8 interest free instalments
 Diamond DA40	\$18,650	From \$1,865/month x 10 interest free instalments



Prices are in AUD and are subject to change. You will be charged based on the current pricing schedule at the time of booking. Current as at July 2022. **Splitit** allows you to split your costs over multiple interest free monthly instalments. Visit www.learntofly.edu.au/splitit for full details.



OUR GRADUATE: DEAN SHING

“Flying with Learn To Fly Melbourne was an amazing experience for me. It built up my confidence in flying, and prepared me to take on the challenges ahead. Things I learnt at LTF helped me to get through some of the tough times during my Cathay cadet pilot interview and the flight training. Now I’m preparing to start my airline pilot career as a Second Officer.” – Dean Shing from Hong Kong



CONTACT US

Melbourne, Australia (Headquarters)

22-24 Northern Avenue
Moorabbin Airport, Victoria, Australia 3194
1300-532-768 | hello@learntofly.edu.au

Singapore

Level 22, OUE Downtown 2
6 Shenton Way, Singapore 068809
+65 8668 0591 | hello@learntofly.edu.au

Hong Kong

Unit 22, 10/F Block C, Tong Yuen Factory Building
505 Castle Peak Road, Cheung Sha Wan, Kowloon
+852 9180 5616 | hello@learntofly.edu.au

Scan QR code to subscribe, follow or schedule a meeting

